



Octopus Smartflex—PC

HESS-HY-T-5k/6k/8k/10k/12k、 HESS-HY-T-15K/20K-M4

HESS-HY-S-3.0k/3.68k/4.0k/5.0k/6.0k、 HESS-HY-S-7.0k/8.0k/10.0k

Innovate · Enjoy
Smart Energy, Sustainable Solutions



Octopus Smartflex

- When creating a power station, select your electricity price product Intelligent Octopus Flux. Please read the notes carefully.

The screenshot shows the Octopus Smartflex web interface. The main dashboard displays PV Capacity (288.1 MWp / 10 @wh) and No. Of Devices (10213). The 'Create Station' modal is open, showing options for Inverter EX, Tariff Setting (Fixed or Dynamic), Electricity Provider (Octopus Energy), and Electricity price product (Intelligent Octopus Flux). A red circle highlights the 'Intelligent Octopus Flux' option. A disclaimer dialog is also visible, stating that by selecting Intelligent Octopus Flux, users agree to authorize Octopus Energy to access and control compatible devices.

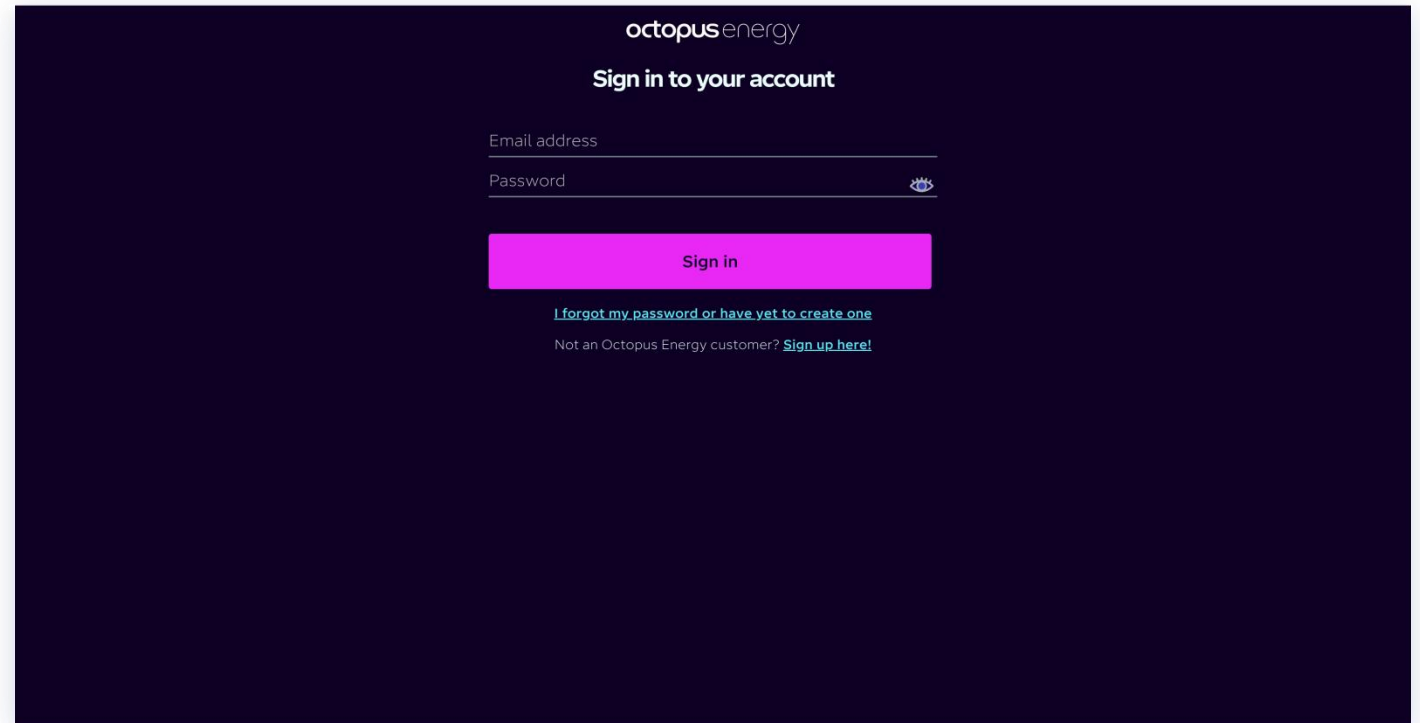


Smart Energy, Sustainable Solutions

Innovate · Enjoy

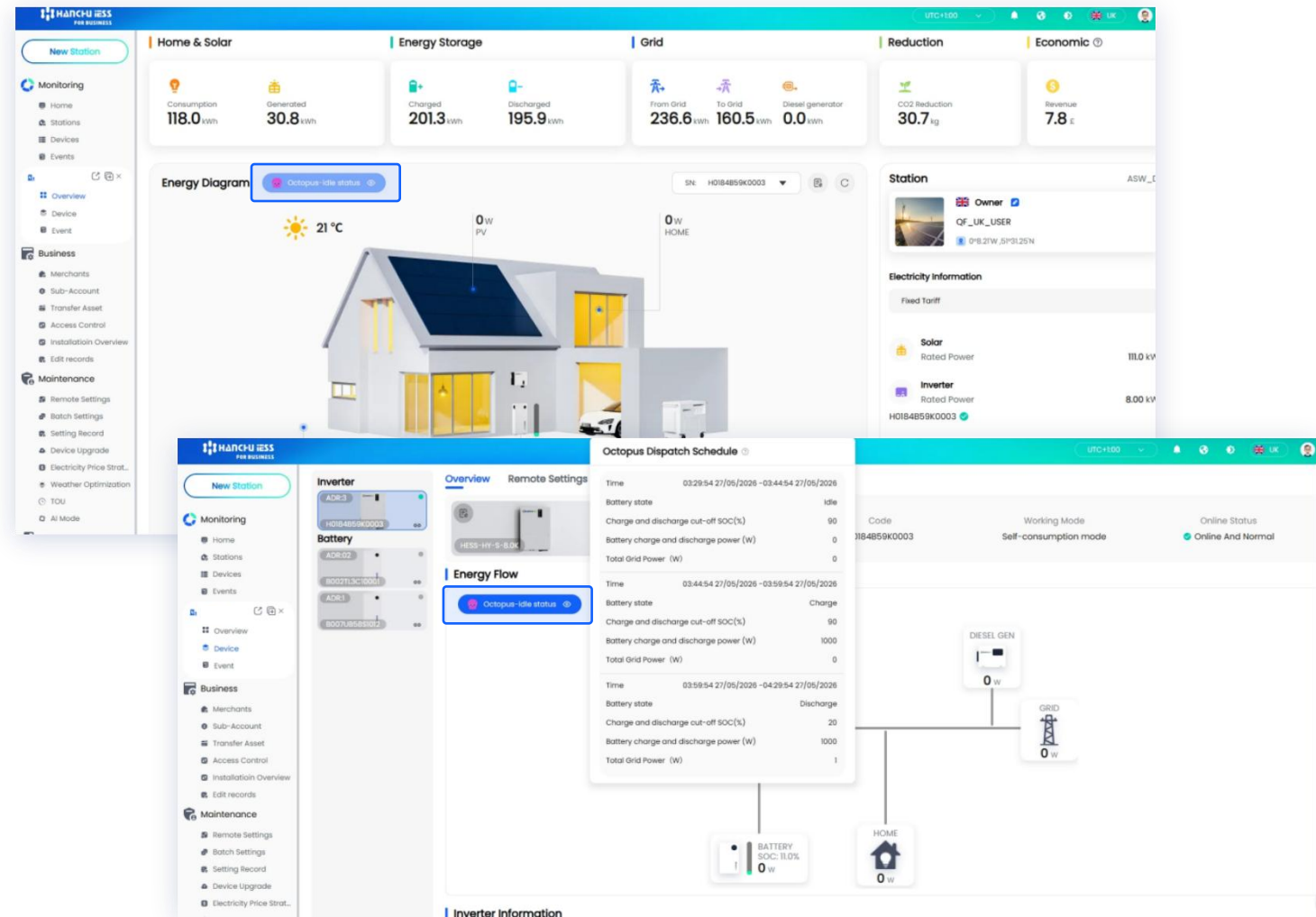
Octopus Smartflex

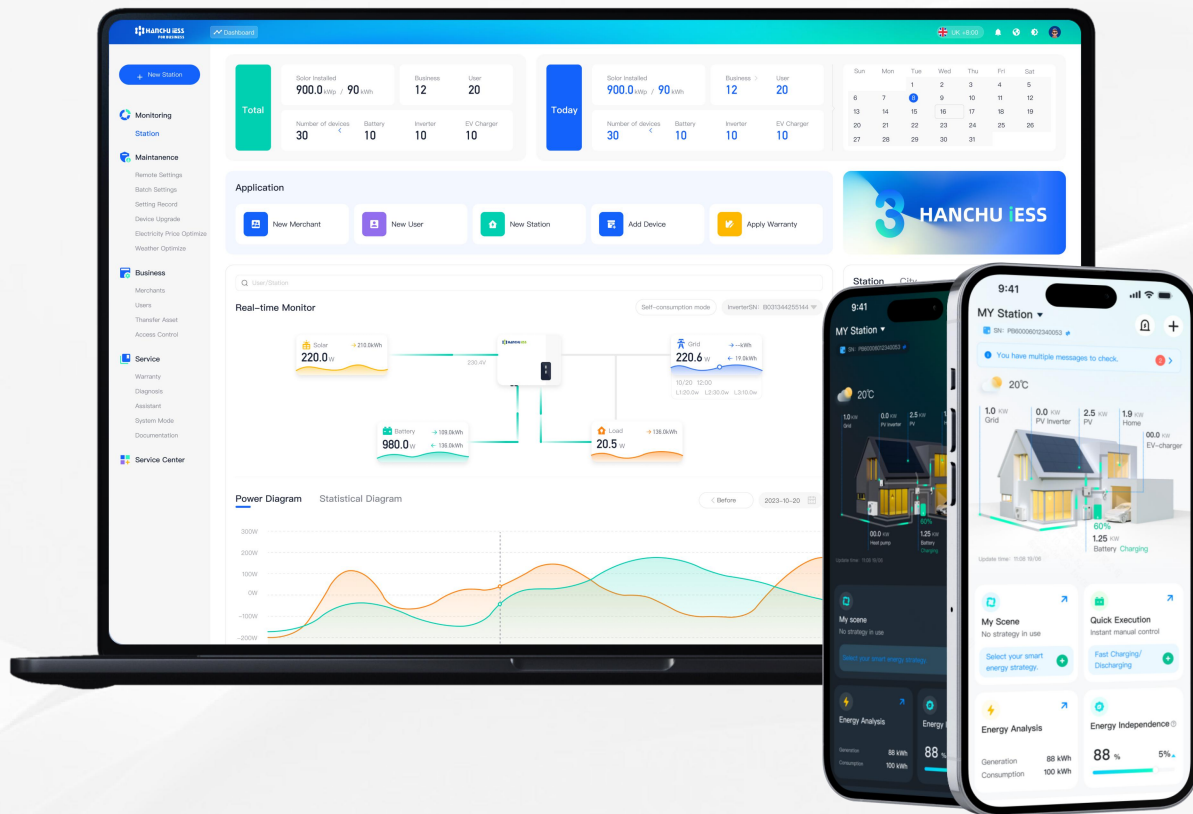
- Log in to your Octopus platform and complete authorization for the Hanchu platform.



Octopus Smartflex

- Return to the Hanchu platform, After receiving the successful authorization notification, Octopus Smartflex will be available for your system. Click the Octopus tab to check your smart charge and discharge schedule.





<https://www.hanchuess.com>



Thank You

Innovate · Enjoy
Smart Energy, Sustainable Solutions